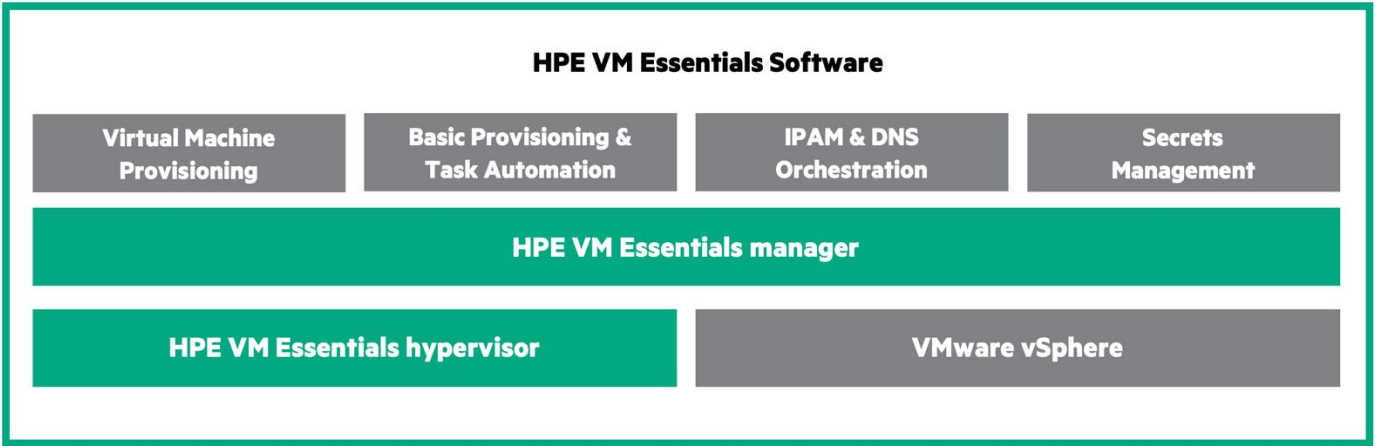


Overview

HPE VM Essentials Software

HPE VM Essentials is a virtualization software solution that allows customers to provision and manage KVM and VMware-based VMs from a single intuitive interface. The solution comes with the KVM-based HPE VME hypervisor that is enhanced to include enterprise-grade cluster management with capabilities such as high availability, live migration, distributed workload placement, integrated data protection, secure hardening, and external storage support. To enable flexibility for those continuing to host VMware-based applications, HPE VM Essentials can also be used to connect and manage existing VMware clusters. This means unified management and simple VM provisioning across both HPE VME hypervisor and VMware ESXi™ so you can provision workloads on demand to the right environment, on your terms, with zero lock-in. When you're ready, you can use the included toolset to convert existing VMware images to HPE VM Essentials Software.



HPE VM Essentials Software Solution Architecture

Supported Hardware

The list of supported hardware for HPE VM Essentials Software can be found in the [compatibility matrix](#).

Models

Hewlett Packard Enterprise is making the following HPE VM Essentials Software SKUs available. HPE VM Essentials Software SKUs are licensed per physical CPU socket.

HPE VM Essentials Software

Description	SKU
HPE VM Essentials Software per Socket 1-year E-LTU	S5Q81AAE
HPE VM Essentials Software per Socket 3-year E-LTU	S5Q82AAE
HPE VM Essentials Software per Socket 5-year E-LTU	S5Q83AAE

Standard Features

Key Features

Enterprise Virtualization

- **VM Live Migration:** Migrate running virtual machines from one physical host to another within an HPE VM Essentials cluster without downtime to improve host utilization or to perform host maintenance.
- **VM High Availability:** Enable workload resiliency with virtual machine high availability to quickly restart virtual machines on another physical host in the event of a host failure.
- **Distributed Workload Placement:** Dynamically schedule the placement of HPE VM Essentials virtual machines within an HPE VM Essentials cluster based on intelligent placement logic that determines the optimal host for the virtual machine.
- **VM Storage Migration:** Migrate a running virtual machine's storage disks from one datastore to another without downtime.
- **External Storage Support:** Integrate with existing external storage (NFS, iSCSI, Fibre Channel) to take advantage of existing infrastructure investments.

Solution Integrations

- **VMware vSphere Integration:** Integrate HPE VM Essentials with a vSphere deployment to discover existing virtual machines, provision new virtual machines, as well as manage provisioned or discovered machines.
- **Native IP Pools:** Assign virtual machine IP addresses using the HPE VM Essentials native IP pools feature to define and manage pools of IP addresses associated with virtual machine networks.
- **Native Secrets Management:** Securely store and retrieve credentials and other sensitive information used in automation tasks for bootstrapping and managing managed virtual machines.
- **IP Address Management (IPAM) Integration:** Integrate 3rd party IPAM solutions (InfoBlox, BlueCat, SolarWinds, phpIPAM, EfficientIP) to automate the reservation and assignment of IP address.
- **Domain Name System (DNS) Integration:** Integrate 3rd party DNS solutions (PowerDNS, Microsoft DNS, BlueCat, InfoBlox, EfficientIP) to automate the creation of DNS A and PTR records.
- **Native Data Protection:** Create and restore snapshot-based backups for HPE VM Essentials and VMware virtual machines using the native data protection functionality.
- **Data Protection Integration:** Integrate 3rd party Data Protection solutions (Commvault, Rubrik, Veeam) to create backup jobs during the creation of a VMware virtual machine and restore backups through the HPE VME Essentials web interface.
- **Provisioning Task Automation:** Execute automation scripts (Bash and PowerShell) during the provisioning of virtual machines to orchestrate bootstrap operations such as software installation and system configuration.
- **HPE Alletra Storage MP Integration:** Integrate with the HPE Alletra Storage MP B10000 storage array to utilize direct virtual machine volume mapping to the storage array to enable granular performance configuration and array-based snapshotting.

Virtual Machine Management

- **Power Operations:** Start, stop, and restart VMWare and HPE VM Essentials virtual machines.
- **Snapshot Management:** Create, revert, and delete virtual machine snapshots for VMWare and HPE VM Essentials virtual machines.
- **Virtual Hardware Management:** Add and remove virtual hardware such as hard disks, network interfaces, CPU and memory from a managed virtual machine (HPE VM Essentials or VMware).
- **Integrated Backup Management:** Create, restore, and delete virtual machine backups for VMware and HPE VM Essentials virtual machines.
- **HTML5 Console:** Access the console of managed virtual machines via the HPE VME Essentials web interface with support for Virtual Network Computing (VNC), Secure Shell (SSH), and Remote Desktop Protocol (RDP).
- **Day 2 Task Automation:** Execute automation scripts (Bash and PowerShell) against managed virtual machines to perform day 2 operational tasks such as freeing up disk space or updating system packages.
- **Tag Management:** Create and manage virtual machine tags for VMware and HPE VM Essentials virtual machines.



Service and Support

HPE Services

No matter where you are in your digital transformation journey, you can count on HPE Services to deliver the expertise you need when, where and how you need it. From planning to deployment, ongoing operations and beyond, our experts can help you realize your digital ambitions.

<https://www.hpe.com/services>

Consulting Services

No matter where you are in your journey to hybrid cloud, experts can help you map out your next steps. From determining what workloads should live where, to handling governance and compliance, to managing costs, our experts can help you optimize your operations.

<https://www.hpe.com/services/consulting>

HPE Managed Services

HPE runs your IT operations, providing services that monitor, operate, and optimize your infrastructure and applications, delivered consistently and globally to give you unified control and let you focus on innovation.

[HPE Managed Services | HPE](#)

Operational services

Optimize your entire IT environment and drive innovation. Manage day-to-day IT operational tasks while freeing up valuable time and resources. Meet service-level targets and business objectives with features designed to drive better business outcomes.

<https://www.hpe.com/services/operational>

HPE Complete Care Service

HPE Complete Care Service is a modular, edge-to-cloud IT environment service designed to help optimize your entire IT environment and achieve agreed upon IT outcomes and business goals through a personalized experience. All delivered by an assigned team of HPE Services experts. HPE Complete Care Service provides:

- A complete coverage approach -- edge to cloud
- An assigned HPE team
- Modular and fully personalized engagement
- Enhanced Incident Management experience with priority access
- Digitally enabled and AI driven customer experience

<https://www.hpe.com/services/completecure>

HPE Tech Care Service

HPE Tech Care Service is the operational support service experience for HPE products. The service goes beyond traditional support by providing access to product specific experts, an AI driven digital experience, and general technical guidance to not only reduce risk but constantly search for ways to do things better. HPE Tech Care Service delivers a customer-centric, AI driven, and digitally enabled customer experience to move your business forward. HPE Tech Care Service is available in three response levels. Basic, which provides 9x5 business hour availability and a 2-hour response time. Essential which provides a 15-minute response time 24x7 for most enterprise level customers, and Critical which includes a 6-hour repair commitment where available and outage management response for severity 1 incidents.

<https://www.hpe.com/services/techcare>



Service and Support

HPE Lifecycle Services

HPE Lifecycle Services provide a variety of options to help maintain your HPE systems and solutions at all stages of the product lifecycle. A few popular examples include:

- Lifecycle Install and Startup Services: Various levels for physical installation and power on, remote access setup, installation and startup, and enhanced installation services with the operating system.
- HPE Firmware Update Analysis Service: Recommendations for firmware revision levels for selected HPE products, taking into account the relevant revision dependencies within your IT environment.
- HPE Firmware Update Implementation Service: Implementation of firmware updates for selected HPE server, storage, and solution products, taking into account the relevant revision dependencies within your IT environment.
- Implementation assistance services: Highly trained technical service specialists to assist you with a variety of activities, ranging from design, implementation, and platform deployment to consolidation, migration, project management, and onsite technical forums.
- HPE Service Credits: Access to prepaid services for flexibility to choose from a variety of specialized service activities, including assessments, performance maintenance reviews, firmware management, professional services, and operational best practices.

Notes: To review the list of Lifecycle Services available for your product go to:

<https://www.hpe.com/services/lifecycle>

For a list of the most frequently purchased services using service credits, see the [HPE Service Credits Menu](#)

Other Related Services from HPE Services:

HPE Education Services

Training and certification designed for IT and business professionals across all industries. Broad catalogue of course offerings to expand skills and proficiencies in topics ranging from cloud and cybersecurity to AI and DevOps. Create learning paths to expand proficiency in a specific subject. Schedule training in a way that works best for your business with flexible continuous learning options.

<https://www.hpe.com/services/training>

Defective Media Retention

An option available with HPE Complete Care Service and HPE Tech Care Service and applies only to Disk or eligible SSD/Flash Drives replaced by HPE due to malfunction.

Consult your HPE Sales Representative or Authorized Channel Partner of choice for any additional questions and services options.

Parts and Materials

HPE will provide HPE-supported replacement parts and materials necessary to maintain the covered hardware product in operating condition, including parts and materials for available and recommended engineering improvements.

Parts and components that have reached their maximum supported lifetime and/or the maximum usage limitations as set forth in the manufacturer's operating manual, product QuickSpecs, or the technical product data sheet will not be provided, repaired, or replaced as part of these services.

How to Purchase Services

Services are sold by Hewlett Packard Enterprise and Hewlett Packard Enterprise Authorized Service Partners:

- Services for customers purchasing from HPE or an enterprise reseller are quoted using HPE order configuration tools.
- Customers purchasing from a commercial reseller can find services at <https://ssc.hpe.com/portal/site/ssc/>



Service and Support

AI Powered and Digitally Enabled Support Experience

Achieve faster time to resolution with access to product-specific resources and expertise through a digital and data driven customer experience

Sign into the HPE Support Center experience, featuring streamlined self-serve case creation and management capabilities with inline knowledge recommendations. You will also find personalized task alerts and powerful troubleshooting support through an intelligent virtual agent with seamless transition when needed to a live support agent.

<https://support.hpe.com/hpesc/public/home/signin>

Consume IT On Your Terms

HPE GreenLake edge-to-cloud platform brings the cloud experience directly to your apps and data wherever they are—the edge, colocations, or your data center. It delivers cloud services for on-premises IT infrastructure specifically tailored to your most demanding workloads. With a pay-per-use, scalable, point-and-click self-service experience that is managed for you, HPE GreenLake edge-to-cloud platform accelerates digital transformation in a distributed, edge-to-cloud world.

- Get faster time to market
- Save on TCO, align costs to business
- Scale quickly, meet unpredictable demand
- Simplify IT operations across your data centers and clouds

To learn more about HPE Services, please contact your Hewlett Packard Enterprise sales representative or Hewlett Packard Enterprise Authorized Channel Partner. Contact information for a representative in your area can be found at "Contact HPE"

<https://www.hpe.com/us/en/contact-hpe.html>

For more information

www.hpe.com/services




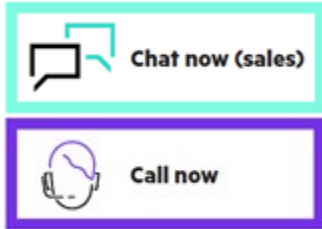
Summary of Changes

Date	Version History	Action	Description of Change
13-Jan-2025	Version 2	Changed	Overview and Standard Features sections were updated
02-Dec-2024	Version 1	New	New QuickSpecs



Copyright

Make the right purchase decision.
Contact our presales specialists.



© Copyright 2025 Hewlett Packard Enterprise Development LP. The information contained herein is subject to change without notice. The only warranties for Hewlett Packard Enterprise products and services are set forth in the express warranty statements accompanying such products and services. Nothing herein should be construed as constituting an additional warranty. Hewlett Packard Enterprise shall not be liable for technical or editorial errors or omissions contained herein.

Microsoft and Windows NT are US registered trademarks of Microsoft Corporation. Intel is a US registered trademark of Intel Corporation. Unix is a registered trademark of The Open Group.

a50004260enw - 16864 - Worldwide - V2 - 13-January-2025